

# FORM NO. MGT-7

[Pursuant to sub-Section(1) of section 92 of the Companies Act, 2013 and sub-rule (1) of rule 11of the Companies (Management and Administration) Rules, 2014]



सत्यमेव जयते

# Annual Return (other than OPCs and Small Companies)

Form language  English  Hindi

Refer the instruction kit for filing the form.

## I. REGISTRATION AND OTHER DETAILS

(i) \* Corporate Identification Number (CIN) of the company

L15140MH1986PLC038536

Pre-fill

Global Location Number (GLN) of the company

\* Permanent Account Number (PAN) of the company

AAACR2892L

(ii) (a) Name of the company

PATANJALI FOODS LIMITED

(b) Registered office address

616, Tulsiani Chambers Nariman Point NA  
Mumbai  
Mumbai City  
Maharashtra  
400021

(c) \*e-mail ID of the company

info@patanjalifoods.co.in

(d) \*Telephone number with STD code

02222828172

(e) Website

www.patanjalifoods.com

(iii) Date of Incorporation

06/01/1986

(iv)	Type of the Company	Category of the Company	Sub-category of the Company
	Public Company	Company limited by shares	Indian Non-Government company

(v) Whether company is having share capital

Yes

No

(vi) \*Whether shares listed on recognized Stock Exchange(s)

Yes

No

(a) Details of stock exchanges where shares are listed

S. No.	Stock Exchange Name	Code
1	BSE Limited	1
2	National Stock Exchange of India Limited	1,024

(b) CIN of the Registrar and Transfer Agent

L99999MH1985PLC136835

Pre-fill

Name of the Registrar and Transfer Agent

SARTHAK GLOBAL LIMITED

Registered office address of the Registrar and Transfer Agents

609, FLOOR -6, WEST WING  
TULSIANI CHAMBERS, NARIMAN POINT

(vii) \*Financial year From date 01/04/2022 (DD/MM/YYYY) To date 31/03/2023 (DD/MM/YYYY)

(viii) \*Whether Annual general meeting (AGM) held  Yes  No

(a) If yes, date of AGM

29/09/2023

(b) Due date of AGM

30/09/2023

(c) Whether any extension for AGM granted

Yes  No

## II. PRINCIPAL BUSINESS ACTIVITIES OF THE COMPANY

\*Number of business activities

2

S.No	Main Activity group code	Description of Main Activity group	Business Activity Code	Description of Business Activity	% of turnover of the company
1	C	Manufacturing	C1	Food, beverages and tobacco products	92.82
2	G	Trade	G1	Wholesale Trading	7.18

## III. PARTICULARS OF HOLDING, SUBSIDIARY AND ASSOCIATE COMPANIES (INCLUDING JOINT VENTURES)

\*No. of Companies for which information is to be given

1

Pre-fill All

S.No	Name of the company	CIN / FCRN	Holding/ Subsidiary/Associate/ Joint Venture	% of shares held
1	RUCHI J-OIL PRIVATE LIMITED	U15141MH2013PTC304514	Joint Venture	51

#### IV. SHARE CAPITAL, DEBENTURES AND OTHER SECURITIES OF THE COMPANY

##### (i) \*SHARE CAPITAL

###### (a) Equity share capital

Particulars	Authorised capital	Issued capital	Subscribed capital	Paid up capital
Total number of equity shares	2,112,050,000	361,994,853	361,994,853	361,994,853
Total amount of equity shares (in Rupees)	4,224,100,000	723,989,706	723,989,706	723,989,706

Number of classes

1

Class of Shares	Authorised capital	Issued capital	Subscribed capital	Paid up capital
Equity shares of Rs. 2/- each fully paid				
Number of equity shares	2,112,050,000	361,994,853	361,994,853	361,994,853
Nominal value per share (in rupees)	2	2	2	2
Total amount of equity shares (in rupees)	4,224,100,000	723,989,706	723,989,706	723,989,706

###### (b) Preference share capital

Particulars	Authorised capital	Issued capital	Subscribed capital	Paid-up capital
Total number of preference shares	53,064,000	17,922,540	17,922,540	17,922,540
Total amount of preference shares (in rupees)	5,306,400,000	1,792,254,000	1,792,254,000	1,792,254,000

Number of classes

1

Class of shares	Authorised capital	Issued capital	Subscribed capital	Paid up capital
0.0001% Cumulative Redeemable Non-Convertible				
Number of preference shares	53,064,000	17,922,540	17,922,540	17,922,540
Nominal value per share (in rupees)	100	100	100	100
Total amount of preference shares (in rupees)	5,306,400,000	1,792,254,000	1,792,254,000	1,792,254,000

###### (c) Unclassified share capital

Particulars	Authorised Capital
Total amount of unclassified shares	0

###### (d) Break-up of paid-up share capital

Class of shares	Number of shares			Total nominal amount	Total Paid-up amount	Total premium
	Physical	DEMAT	Total			
Equity shares						

<b>At the beginning of the year</b>	114,988	295,726,019	295841007	591,682,014	591,682,014	
<b>Increase during the year</b>	0	66,157,120	66157120	132,307,692	132,307,692	42,867,692,1
i. Public Issues	0	66,153,846	66153846	132,307,692	132,307,692	42,867,692,1
ii. Rights issue	0	0	0	0	0	0
iii. Bonus issue	0	0	0	0	0	0
iv. Private Placement/ Preferential allotment	0	0	0	0	0	0
v. ESOPs	0	0	0	0	0	0
vi. Sweat equity shares allotted	0	0	0	0	0	0
vii. Conversion of Preference share	0	0	0	0	0	0
viii. Conversion of Debentures	0	0	0	0	0	0
ix. GDRs/ADRs	0	0	0	0	0	
x. Others, specify	0	3,274	3274			
Increase due to DEMAT of shares during the year						
<b>Decrease during the year</b>	3,274	0	3274	0	0	0
i. Buy-back of shares	0	0	0	0	0	0
ii. Shares forfeited	0	0	0	0	0	0
iii. Reduction of share capital	0	0	0	0	0	0
iv. Others, specify	3,274	0	3274			
Decrease due to DEMAT of shares during the year						
<b>At the end of the year</b>	111,714	361,883,139	361994853	723,989,706	723,989,706	
<b>Preference shares</b>						
<b>At the beginning of the year</b>	45,000,000	0	45000000	4,500,000,0	4,500,000,0	
<b>Increase during the year</b>	0	0	0	0	0	0
i. Issues of shares	0	0	0	0	0	0
ii. Re-issue of forfeited shares	0	0	0	0	0	0
iii. Others, specify						
<b>Decrease during the year</b>	27,077,460	0	27077460	2,707,746,0	2,707,746,0	0

i. Redemption of shares	27,077,460	0	27077460	2,707,746,0	2,707,746,	
ii. Shares forfeited	0	0	0	0	0	0
iii. Reduction of share capital	0	0	0	0	0	0
iv. Others, specify						
<b>At the end of the year</b>	17,922,540	0	17922540	1,792,254,0	1,792,254,	

ISIN of the equity shares of the company

INE619A01035

(ii) Details of stock split/consolidation during the year (for each class of shares)

0

Class of shares		(i)	(ii)	(iii)
Before split / Consolidation	Number of shares			
	Face value per share			
After split / Consolidation	Number of shares			
	Face value per share			

(iii) Details of shares/Debentures Transfers since closure date of last financial year (or in the case of the first return at any time since the incorporation of the company) \*

Nil

[Details being provided in a CD/Digital Media]

Yes

No

Not Applicable

Separate sheet attached for details of transfers

Yes

No

Note: In case list of transfer exceeds 10, option for submission as a separate sheet attachment or submission in a CD/Digital Media may be shown.

Date of the previous annual general meeting		<input type="text"/>
Date of registration of transfer (Date Month Year)		<input type="text"/>
Type of transfer	<input type="text"/>	1 - Equity, 2 - Preference Shares, 3 - Debentures, 4 - Stock

Number of Shares/ Debentures/ Units Transferred	<input type="text"/>	Amount per Share/ Debenture/Unit (in Rs.)	<input type="text"/>
Ledger Folio of Transferor		<input type="text"/>	
Transferor's Name	<input type="text"/>	<input type="text"/>	<input type="text"/>
	Surname	middle name	first name
Ledger Folio of Transferee		<input type="text"/>	
Transferee's Name	<input type="text"/>	<input type="text"/>	<input type="text"/>
	Surname	middle name	first name
Date of registration of transfer (Date Month Year) <input type="text"/>			
Type of transfer	<input type="text"/>	1 - Equity, 2- Preference Shares,3 - Debentures, 4 - Stock	
Number of Shares/ Debentures/ Units Transferred	<input type="text"/>	Amount per Share/ Debenture/Unit (in Rs.)	<input type="text"/>
Ledger Folio of Transferor		<input type="text"/>	
Transferor's Name	<input type="text"/>	<input type="text"/>	<input type="text"/>
	Surname	middle name	first name
Ledger Folio of Transferee		<input type="text"/>	
Transferee's Name	<input type="text"/>	<input type="text"/>	<input type="text"/>
	Surname	middle name	first name

**(iv) \*Debentures (Outstanding as at the end of financial year)**

Particulars	Number of units	Nominal value per unit	Total value
Non-convertible debentures	0	0	0

Particulars	Number of units	Nominal value per unit	Total value
Partly convertible debentures	0	0	0
Fully convertible debentures	0	0	0
<b>Total</b>			0

**Details of debentures**

Class of debentures	Outstanding as at the beginning of the year	Increase during the year	Decrease during the year	Outstanding as at the end of the year
<b>Non-convertible debentures</b>	4,500,000,000	0	4,500,000,000	0
<b>Partly convertible debentures</b>	0	0	0	0
<b>Fully convertible debentures</b>	0	0	0	0

**(v) Securities (other than shares and debentures)**

0

Type of Securities	Number of Securities	Nominal Value of each Unit	Total Nominal Value	Paid up Value of each Unit	Total Paid up Value
<b>Total</b>					

**V. \*Turnover and net worth of the company (as defined in the Companies Act, 2013)**

**(i) Turnover**

315,246,560,366.75

**(ii) Net worth of the Company**

66,647,357,993.07

**VI. (a) \*SHARE HOLDING PATTERN - Promoters**

S. No.	Category	Equity		Preference	
		Number of shares	Percentage	Number of shares	Percentage
1.	Individual/Hindu Undivided Family				
	(i) Indian	0	0	0	0
	(ii) Non-resident Indian (NRI)	0	0	0	0
	(iii) Foreign national (other than NRI)	0	0	0	0
2.	Government				
	(i) Central Government	0	0	0	0

	(ii) State Government	0	0	0	0
	(iii) Government companies	0	0	0	0
3.	Insurance companies	0	0	0	0
4.	Banks	0	0	0	0
5.	Financial institutions	0	0	0	0
6.	Foreign institutional investors	0	0	0	0
7.	Mutual funds	0	0	0	0
8.	Venture capital	0	0	0	0
9.	Body corporate (not mentioned above)	252,500,000	69.75	17,922,540	100
10.	Others Trust	40,076,299	11.07	0	0
	<b>Total</b>	292,576,299	80.82	17,922,540	100

**Total number of shareholders (promoters)**

21

**(b) \*SHARE HOLDING PATTERN - Public/Other than promoters**

S. No.	Category	Equity		Preference	
		Number of shares	Percentage	Number of shares	Percentage
1.	Individual/Hindu Undivided Family				
	(i) Indian	31,929,815	8.82	0	0
	(ii) Non-resident Indian (NRI)	1,289,738	0.36	0	0
	(iii) Foreign national (other than NRI)	0	0	0	0
2.	Government				
	(i) Central Government	0	0	0	0
	(ii) State Government	0	0	0	0
	(iii) Government companies	0	0	0	0
3.	Insurance companies	4,042,275	1.12	0	0
4.	Banks	354,821	0.1	0	0
5.	Financial institutions	2,901,883	0.8	0	0



6.	Foreign institutional investors	10,104,241	2.79	0	0
7.	Mutual funds	832,557	0.23	0	0
8.	Venture capital	0	0	0	0
9.	Body corporate (not mentioned above)	14,884,868	4.11	0	0
10.	Others            Trusts, IEPFA, Clearing Mem	3,078,356	0.85	0	0
	<b>Total</b>	69,418,554	19.18	0	0

**Total number of shareholders (other than promoters)**

325,866

**Total number of shareholders (Promoters+Public/  
Other than promoters)**

325,887

**(c) \*Details of Foreign institutional investors' (FIIs) holding shares of the company**

67

Name of the FII	Address	Date of Incorporation	Country of Incorporation	Number of shares held	% of shares held
YAS TAKAFUL P J S C	SBI-SG GLOBAL SECURITIES SERVICE			2,070,817	0.57
INDIA EMERGING OPP	C/O KOTAK MAHINDRA BANK LIM			1,430,962	0.4
VANGUARD TOTAL IN	JPMORGAN CHASE BANK N.A. IND			902,219	0.25
JUPITER INDIA FUND	CITIBANK N.A. CUSTODY SERVICES			635,153	0.18
GOVERNMENT PENSIC	CITIBANK N.A. CUSTODY SERVICES			595,000	0.16
AG DYNAMIC FUNDS I	ORBIS FINANCIAL SERVICES LTD 4A			594,283	0.16
VANGUARD EMERGIN	JPMORGAN CHASE BANK N.A. IND			488,057	0.13
INTEGRATED CORE ST	DEUTSCHE BANK AG, DB HOUSE H			483,174	0.13
CRESTA FUND LTD	DEUTSCHE BANK AG DB HOUSE, H			454,410	0.13
VANGUARD FIDUCIAR	JPMORGAN CHASE BANK N.A. IND			419,800	0.12
BNP PARIBAS ARBITRA	BNP PARIBAS HOUSE 1 NORTH AV			272,431	0.08
THE SULTANATE OF O	HSBC SECURITIES SERVICES 11TH F			156,936	0.04
BNP PARIBAS TRUST S	BNP PARIBAS HOUSE 1 NORTH AV			151,472	0.04
JUPITER SOUTH ASIA I	CITIBANK N.A. CUSTODY SERVICES			139,847	0.04
CALIFORNIA PUBLIC E	HSBC SECURITIES SERVICES 11TH F			129,194	0.04

Name of the FII	Address	Date of Incorporation	Country of Incorporation	Number of shares held	% of shares held
VANGUARD FTSE ALL-	DEUTSCHE BANK AG DB HOUSE, H			123,317	0.03
COPTHALL MAURITIUS	J.P.MORGAN CHASE BANK N.A. IND			103,140	0.03
GENERAL ORGANIZAT	CITIBANK N.A. CUSTODY SERVICES			100,249	0.03
SCHWAB EMERGING M	DEUTSCHE BANK AG DB HOUSE, H			92,919	0.03
TRANS GALACTIC TRA	PO BOX 35195 DUBAI UAE 11111			83,199	0.02
LEGAL AND GENERAL	CITIBANK N.A. CUSTODY SERVICES			81,557	0.02
ASK INVESTMENT FUN	BNP PARIBAS HOUSE 1 NORTH AV			80,885	0.02
SPDR PORTFOLIO EME	HSBC SECURITIES SERVICES 11TH F			51,671	0.01
INDIA MAX INVESTME	ICICI BANK LTD SMS DEPT 1ST FLO			51,000	0.01
VANGUARD FIDUCIAR	JPMORGAN CHASE BANK N.A. IND			46,529	0.01

**VII. \*NUMBER OF PROMOTERS, MEMBERS, DEBENTURE HOLDERS**  
**(Details, Promoters, Members (other than promoters), Debenture holders)**

Details	At the beginning of the year	At the end of the year
Promoters	21	21
Members (other than promoters)	93,937	325,866
Debenture holders	1	0

**VIII. DETAILS OF DIRECTORS AND KEY MANAGERIAL PERSONNEL**

**(A) \*Composition of Board of Directors**

Category	Number of directors at the beginning of the year		Number of directors at the end of the year		Percentage of shares held by directors as at the end of year	
	Executive	Non-executive	Executive	Non-executive	Executive	Non-executive
<b>A. Promoter</b>	1	2	1	2	0	0
<b>B. Non-Promoter</b>	0	3	0	3	0	0
(i) Non-Independent	0	0	0	0	0	0
(ii) Independent	0	3	0	3	0	0
<b>C. Nominee Directors representing</b>	0	0	0	0	0	0

(i) Banks & FIs	0	0	0	0	0	0
(ii) Investing institutions	0	0	0	0	0	0
(iii) Government	0	0	0	0	0	0
(iv) Small share holders	0	0	0	0	0	0
(v) Others	0	0	0	0	0	0
Total	1	5	1	5	0	0

Number of Directors and Key managerial personnel (who is not director) as on the financial year end date

9

**(B) (i) \*Details of directors and Key managerial personnel as on the closure of financial year**

Name	DIN/PAN	Designation	Number of equity share(s) held	Date of cessation (after closure of financial year : If any)
Swami Ramdev	08086068	Director	0	
Acharya Balkrishna	01778007	Director	0	
Ram Bharat	01651754	Managing Director	0	
Girish Kumar Ahuja	00446339	Director	0	
Tejendra Mohan Bhasin	03091429	Director	0	
Gyan Sudha Misra	07577265	Director	0	
Sanjeev Kumar Asthana	ACKPA5657M	CEO	42	
Kumar Rajesh	AFEPK0369P	CFO	294	
Ramji Lal Gupta	AENPG4648H	Company Secretary	0	

**(ii) Particulars of change in director(s) and Key managerial personnel during the year**

2

Name	DIN/PAN	Designation at the beginning / during the financial year	Date of appointment/ change in designation/ cessation	Nature of change (Appointment/ Change in designation/ Cessation)
Sanjay Kumar	ANMPK5603J	CFO	30/06/2022	Cessation
Kumar Rajesh	AFEPK0369P	CFO	01/07/2022	Appointment

**IX. MEETINGS OF MEMBERS/CLASS OF MEMBERS/BOARD/COMMITTEES OF THE BOARD OF DIRECTORS**

**A. MEMBERS/CLASS /REQUISITIONED/NCLT/COURT CONVENED MEETINGS**

Number of meetings held

Type of meeting	Date of meeting	Total Number of Members entitled to attend meeting	Attendance	
			Number of members attended	% of total shareholding
Annual General Meeting	29/09/2022	321,998	97	80.81

## B. BOARD MEETINGS

\*Number of meetings held

S. No.	Date of meeting	Total Number of directors associated as on the date of meeting	Attendance	
			Number of directors attended	% of attendance
1	08/04/2022	6	6	100
2	10/04/2022	6	6	100
3	18/05/2022	6	6	100
4	27/05/2022	6	6	100
5	29/06/2022	6	6	100
6	05/08/2022	6	6	100
7	10/08/2022	6	6	100
8	23/08/2022	6	6	100
9	12/11/2022	6	5	83.33
10	07/01/2023	6	6	100
11	25/01/2023	6	6	100

## C. COMMITTEE MEETINGS

Number of meetings held

S. No.	Type of meeting	Date of meeting	Total Number of Members as on the date of the meeting	Attendance	
				Number of members attended	% of attendance
1	Audit Committee	08/04/2022	3	3	100
2	Audit Committee	10/04/2022	3	3	100
3	Audit Committee	18/05/2022	3	3	100

S. No.	Type of meeting	Date of meeting	Total Number of Members as on the date of the meeting	Attendance	
				Number of members attended	% of attendance
4	Audit Committee	27/05/2022	3	3	100
5	Audit Committee	29/06/2022	3	3	100
6	Audit Committee	30/06/2022	3	3	100
7	Audit Committee	15/07/2022	3	3	100
8	Audit Committee	10/08/2022	3	3	100
9	Audit Committee	23/08/2022	3	3	100
10	Audit Committee	28/09/2022	3	3	100

**D. \*ATTENDANCE OF DIRECTORS**

S. No.	Name of the director	Board Meetings			Committee Meetings			Whether attended AGM held on
		Number of Meetings which director was entitled to attend	Number of Meetings attended	% of attendance	Number of Meetings which director was entitled to attend	Number of Meetings attended	% of attendance	29/09/2023
								(Y/N/NA)
1	Swami Ramdeo	11	11	100	2	2	100	Yes
2	Acharya Balkrishna	11	10	90.91	4	4	100	Yes
3	Ram Bharat	11	11	100	16	16	100	Yes
4	Girish Kumar /	11	11	100	17	17	100	Yes
5	Tejendra Mohan	11	11	100	17	17	100	Yes
6	Gyan Sudha M	11	11	100	3	3	100	Yes

**X. \*REMUNERATION OF DIRECTORS AND KEY MANAGERIAL PERSONNEL**

Nil

Number of Managing Director, Whole-time Directors and/or Manager whose remuneration details to be entered

1

S. No.	Name	Designation	Gross Salary	Commission	Stock Option/Sweat equity	Others	Total Amount
1	Ram Bharat	Managing Director	1	0	0	0	1
	Total		1	0	0	0	1

Number of CEO, CFO and Company secretary whose remuneration details to be entered

4

S. No.	Name	Designation	Gross Salary	Commission	Stock Option/ Sweat equity	Others	Total Amount
1	Sanjeev Kumar Asth	Chief Executive	21,151,860	0	0	0	21,151,860
2	Ramji Lal Gupta	Company Secre	6,236,472	0	0	0	6,236,472
3	Kumar Rajesh	Chief Financial C	5,411,873	0	0	0	5,411,873
4	Sanjay Kumar	Chief Financial C	1,015,869	0	0	0	1,015,869
	Total		33,816,074	0	0	0	33,816,074

Number of other directors whose remuneration details to be entered

5

S. No.	Name	Designation	Gross Salary	Commission	Stock Option/ Sweat equity	Others	Total Amount
1	Swami Ramdev	Non-Executive D	0	0	0	0	0
2	Acharya Balkrishna	Non-Executive D	0	0	0	0	0
3	Girish Kumar Ahuja	Independent Dir	0	0	0	3,000,000	3,000,000
4	Tejendra Mohan Bh	Independent Dir	0	0	0	2,800,000	2,800,000
5	Gyan Sudha Misra	Independent Dir	0	0	0	1,400,000	1,400,000
	Total		0	0	0	7,200,000	7,200,000

#### XI. MATTERS RELATED TO CERTIFICATION OF COMPLIANCES AND DISCLOSURES

\* A. Whether the company has made compliances and disclosures in respect of applicable provisions of the Companies Act, 2013 during the year  Yes  No

B. If No, give reasons/observations

#### XII. PENALTY AND PUNISHMENT - DETAILS THEREOF

(A) DETAILS OF PENALTIES / PUNISHMENT IMPOSED ON COMPANY/DIRECTORS /OFFICERS  Nil

Name of the company/ directors/ officers	Name of the court/ concerned Authority	Date of Order	Name of the Act and section under which penalised / punished	Details of penalty/ punishment	Details of appeal (if any) including present status

(B) DETAILS OF COMPOUNDING OF OFFENCES  Nil

Name of the company/ directors/ officers	Name of the court/ concerned Authority	Date of Order	Name of the Act and section under which offence committed	Particulars of offence	Amount of compounding (in Rupees)

**XIII. Whether complete list of shareholders, debenture holders has been enclosed as an attachment**

Yes  No

(In case of 'No', submit the details separately through the method specified in instruction kit)

**XIV. COMPLIANCE OF SUB-SECTION (2) OF SECTION 92, IN CASE OF LISTED COMPANIES**

In case of a listed company or a company having paid up share capital of Ten Crore rupees or more or turnover of Fifty Crore rupees or more, details of company secretary in whole time practice certifying the annual return in Form MGT-8.

Name

CS Prashant Diwan

Whether associate or fellow

Associate  Fellow

Certificate of practice number

1979

**I/We certify that:**

- (a) The return states the facts, as they stood on the date of the closure of the financial year aforesaid correctly and adequately.  
(b) Unless otherwise expressly stated to the contrary elsewhere in this Return, the Company has complied with all the provisions of the Act during the financial year.

**Declaration**

I am Authorised by the Board of Directors of the company vide resolution no. ...  dated

(DD/MM/YYYY) to sign this form and declare that all the requirements of the Companies Act, 2013 and the rules made thereunder in respect of the subject matter of this form and matters incidental thereto have been complied with. I further declare that:

- Whatever is stated in this form and in the attachments thereto is true, correct and complete and no information material to the subject matter of this form has been suppressed or concealed and is as per the original records maintained by the company.
- All the required attachments have been completely and legibly attached to this form.

**Note: Attention is also drawn to the provisions of Section 447, section 448 and 449 of the Companies Act, 2013 which provide for punishment for fraud, punishment for false statement and punishment for false evidence respectively.**

**To be digitally signed by**

Director

Ram Bharat  
Digitally signed by Ram Bharat  
Date: 2023.11.22  
09:46:44 +05'30'

DIN of the director

01651754

**To be digitally signed by**

Ramji Lal Gupta  
Digitally signed by Ramji Lal Gupta  
Date: 2023.11.21  
14:46:39 +05'30'

Company Secretary

Company secretary in practice

Membership number

Certificate of practice number

**Attachments**

1. List of share holders, debenture holders
2. Approval letter for extension of AGM;
3. Copy of MGT-8;
4. Optional Attachment(s), if any

<b>Attach</b>
<b>Attach</b>
<b>Attach</b>
<b>Attach</b>

**List of attachments**

Patanjali Foods - MGT-8.pdf Details of FII's.pdf Annexure - Committee Meetings.pdf Clarification Note - Ruchi J-Oil Private Limi
---

**Remove attachment**

**Modify**

**Check Form**

**Prescrutiny**

**Submit**

---

**This eForm has been taken on file maintained by the Registrar of Companies through electronic mode and on the basis of statement of correctness given by the company**





## PRASHANT DIWAN

B.Com, LL.B, FCS, ACMA, IP  
Practicing Company Secretary

B-703/704, Anand Sagar  
M. G. Road, Kandivali (W), Mumbai 400067


### Form No. MGT-8


[Pursuant to section 92(2) of the Companies Act, 2013 and rule 11(2) of Companies (Management and Administration) Rules, 2014]

#### CERTIFICATE BY A COMPANY SECRETARY IN PRACTICE

I have carried out examination of the registers, records, books and papers of **Patanjali Foods Limited** (Formerly known as Ruchi Soya Industries Limited) ("the Company"), as required to be maintained under the Companies Act, 2013 (the Act) and the rules made thereunder for the financial year ended on 31<sup>st</sup> March, 2023. In my opinion and to the best of my information and according to the examinations carried out by me and explanations furnished to me by the company, its officers and agents, I certify that:

- A. The Annual Return states the facts as at the close of the aforesaid financial year correctly and adequately.
- B. During the aforesaid financial year the Company has complied with provisions of the Act & Rules made there under in respect of:
  1. its status under the Act;
  2. maintenance of registers/records & making entries therein within the time prescribed thereof;
  3. filing of forms and returns with the Registrar of Companies, Regional Director, Central Government, the Tribunal, Court or other authorities as the case may be within the prescribed time or with additional fees as applicable;
  4. calling/ convening/ holding meetings of Board of Directors or its committees, if any, and the meetings of the Members of the Company on due dates as stated in the Annual Return in respect of which meetings, proper notices were generally given and the proceedings including the circular resolutions and resolutions passed by postal ballot, if any have been properly recorded in the Minute Book/registers maintained for the purpose and the same have been signed;
  5. closure of Register of Members / Security holders, as the case may be;
  6. advances given to companies in ordinary course of Business as referred in section 185 of the Act; (no advances/loans given to its directors and/or persons or firms)
  7. contracts/arrangements with related parties as specified in section 188 of the Act; (section 188 is not applicable as the contracts/arrangements entered into with related parties are at Arm's length basis and in ordinary course of business)
  8. (i) issued and allotment of 6,61,53,846 Equity Shares through Further Public Offer (FPO) of face value of Rs. 2 each, for an amount aggregating to Rs. 4,300 crores,  
  
(ii) Transmission of total 186 Equity shares of Rs. 2/- each on various dates,





## PRASHANT DIWAN

B.Com, LL.B, FCS, ACMA, IP  
Practicing Company Secretary

B-703/704, Anand Sagar  
M. G. Road, Kandivali (W), Mumbai 400067

- (iii) redeemed 2,70,77,460 - 0.0001% Cumulative Redeemable Non-convertible Preference Shares of Rs. 100/- each and 4,500 - 9% Unsecured Non-convertible Debentures of Rs. 10,00,000/- each out of proceeds of fresh issue of shares through FPO and
- (iv) issue of security certificates in demat form and the Company has delivered/sent letters of confirmation as per SEBI's operational guidelines, for execution of Transmission;

(no events took place in respect of transfer or buy back of securities/alteration or reduction of share capital /conversion of shares/ securities)

9. keeping in abeyance the rights to dividend, rights shares and bonus shares pending registration of transfer of shares in compliance with the provisions of the Act; (no such event took place)

10. (i) declaration/ payment of dividend;

(ii) transfer of unpaid/unclaimed dividend/other amounts as applicable to the Investor Education and Protection Fund in accordance with section 125 of the Act;

Note:-

Further, pursuant to Section 124(6) of the Companies Act, 2013 and Investor Education and Protection Fund Authority (Accounting, Audit, Transfer and Refund) Rules, 2016, the Company had issued new share certificates in lieu of old share certificates for the purpose of transfer to IEPF with respect to 2311 Equity Shares which were in physical form. Accordingly, the said 2311 Equity Shares alongwith 1292 Equity Shares held in Demat Form were transferred to IEPF account.

11. signing of audited financial statement as per the provisions of section 134 of the Act and report of directors is as per sub sections (3), (4) and (5) thereof;


12. constitution/ appointment/ re-appointments/ retirement/ filling up casual vacancies/ disclosures of the Directors, Key Managerial Personnel and the remuneration paid to them as applicable,

13. appointment/ reappointment/ filling up casual vacancies of auditors as per the provisions of section 139 of the Act as applicable

14. approvals required to be taken from the Central Government, Tribunal, Regional Director, Registrar, Court or such other authorities under the various provisions of the Act; (no such approval required)

15. acceptance/ renewal/ repayment of deposits; (no such transaction took place)

16. borrowings from banks and other and creation and satisfaction of charges in that respect;(no borrowings from its directors; members, public financial institutions and no modification of charge )





## PRASHANT DIWAN

B.Com, LL.B, FCS, ACMA, IP  
Practising Company Secretary

B-703/704, Anand Sagar  
M. G. Road, Kandivali (W), Mumbai 400067

17. investments made in other bodies corporate under the provisions of section 186 of the Act; (no loans and guarantee given and no security provided)
18. alteration of the provisions of the Memorandum and Articles of Association of the Company in respect of change of name of the Company;

The above report is based on the information/records and registers made available to me as were found, to the best of my knowledge, to be necessary for the purpose of Audit.



**Prashant Diwan**  
**Practising Company Secretary**  
FCS 1403 C. P. No.: 1979

UDIN: F001403E002032619  
PR No: 1683/2022

Place: Mumbai  
Date: 20.10.2023

**Annexure to Point No. VI (c)**
**Details of Foreign institutional investors' (FIIs) holding shares of the company (including the 25 names mentioned in the form MGT-7)** 67

S. No.	Name of the FII	Address	Number of shares held	% of shares held
1	YAS TAKAFUL P J S C	SBI-SG GLOBAL SECURITIES SERVICES PL JEEVAN SEVA EXTENSION BUILDING GROUND FLOOR S V ROAD SANTACRUZ WEST MUMBAI 400054	2070817	0.57
2	INDIA EMERGING OPPORTUNITIES FUND LIMITED	C/O KOTAK MAHINDRA BANK LIMITED KOTAK INFINITI, BLDG.NO.21, 6 <sup>TH</sup> FLR ZONE IV, CUSTODY SERVS, INFINITY PARK GEN. AK VAIDYA MARG, MALAD E, MUMBAI 400097	1430962	0.40
3	VANGUARD TOTAL INTERNATIONAL STOCK INDEX FUND	JPMORGAN CHASE BANK N.A. INDIA SUB CUSTODY 6 <sup>TH</sup> FLOOR, PARADIGM B MINDSPACE, MALAD W, MUMBAI 400064	902219	0.25
4	JUPITER INDIA FUND	CITIBANK N.A. CUSTODY SERVICES FIFC- 9 <sup>TH</sup> FLOOR, G BLOCK PLOT C-54 AND C-55, BKC BANDRA – EAST, MUMBAI 400098	635153	0.18
5	GOVERNMENT PENSION FUND GLOBAL	CITIBANK N.A. CUSTODY SERVICES FIFC- 9 <sup>TH</sup> FLOOR, G BLOCK PLOT C-54 AND C-55, BKC BANDRA – EAST, MUMBAI 400098	595000	0.16
6	AG DYNAMIC FUNDS LIMITED	ORBIS FINANCIAL SERVICES LTD 4A, OCUS TECHNOLOGIES SECTOR 54, GOLF CLUB ROAD GURGAON 122002	594283	0.16
7	VANGUARD EMERGING MARKETS STOCK INDEX FUND, A	JPMORGAN CHASE BANK N.A. INDIA SUB CUSTODY 6 <sup>TH</sup> FLOOR, PARADIGM B MINDSPACE, MALAD W, MUMBAI 400064	488057	0.13
8	INTEGRATED CORE STRATEGIES ASIA PTE LTD	DEUTSCHE BANK AG, DB HOUSE HAZARIMAL SOMANI MARG, P.O.BOX NO. 1142, FORT MUMBAI 400001	483174	0.13
9	CRESTA FUND LTD	DEUTSCHE BANK AG DB HOUSE, HAZARIMAL SOMANI MARG POST BOX NO. 1142, FORT MUMBAI 400001	454410	0.13
10	VANGUARD FIDUCIARY TRUST COMPANY INSTITUTIONA	JPMORGAN CHASE BANK N.A. INDIA SUB CUSTODY 6 <sup>TH</sup> FLOOR, PARADIGM B MINDSPACE, MALAD W, MUMBAI 400064	419800	0.12
11	BNP PARIBAS ARBITRAGE – ODI	BNP PARIBAS HOUSE 1 NORTH AVENUE, MAKER MAXITY BANDRA KURLA COMPLEX, BANDRA EAST MUMBAI 400051	272431	0.08
12	THE SULTANATE OF OMAN MINISTRY OF DEFENCE PEN	HSBC SECURITIES SERVICES 11 <sup>TH</sup> FLOOR, BLDG 3, NESCO – IT PARK NESCO COMPLEX, W.E. HIGHWAY GOREGAON (EAST), MUMBAI 400063	156936	0.04
13	BNP PARIBAS TRUST SERVICES SINGAPORE LIMITED	BNP PARIBAS HOUSE 1 NORTH AVENUE, MAKER MAXITY BANDRA KURLA COMPLEX, BANDRA EAST MUMBAI 400051	151472	0.04
14	JUPITER SOUTH ASIA INVESTMENT COMPANY LIMITED	CITIBANK N.A. CUSTODY SERVICES FIFC- 9 <sup>TH</sup> FLR, G BLOCK PLOT C-54 AND C-55, BKC BANDRA – EAST, MUMBAI 400098	139847	0.04
15	CALIFORNIA PUBLIC EMPLOYEES' RETIREMENT SYSTE	HSBC SECURITIES SERVICES 11 <sup>TH</sup> FLOOR BLDG 3 NESCO IT PARK NESCO COMPLEX W E HIGHWAY GOREGAON EAST MUMBAI 400063	129194	0.04
16	VANGUARD FTSE ALL-WORLD EX-US INDEX FUND, A S	DEUTSCHE BANK AG DB HOUSE, HAZARIMAL SOMANI MARG POST BOX NO. 1142, FORT MUMBAI 400001	123317	0.03
17	COPTHALL MAURITIUS INVESTMENT LIMITED – ODI A	J.P.MORGAN CHASE BANK N.A. INDIA SUB CUSTODY 6 <sup>TH</sup> FLOOR, PARADIGM B MINDSPACE, MALAD W, MUMBAI 400064	103140	0.03

18	GENERAL ORGANIZATION FOR SOCIAL INSURANCE	CITIBANK N.A. CUSTODY SERVICES FIFC- 9 <sup>TH</sup> FLOOR, G BLOCK PLOT C-54 AND C-55, BKC BANDRA – EAST, MUMBAI 400098	100249	0.03
19	SCHWAB EMERGING MARKETS EQUITY ETF	DEUTSCHE BANK AG DB HOUSE, HAZARIMAL SOMANI MARG POST BOX NO. 1142, FORT MUMBAI 400001	92919	0.03
20	TRANS GALACTIC TRADING FZ	PO BOX 35195 DUBAI UAE 111111	83199	0.02
21	LEGAL AND GENERAL ASSURANCE (PENSION MANAGEME	CITIBANK N.A. CUSTODY SERVICES FIFC- 9 <sup>TH</sup> FLOOR, G BLOCK PLOT C-54 AND C-55, BKC BANDRA – EAST, MUMBAI 400098	81557	0.02
22	ASK INVESTMENT FUNDS ICAV – ASK INDIAN ENTREP	BNP PARIBAS HOUSE 1 NORTH AVENUE, MAKER MAXITY BANDRA KURLA COMPLEX, BANDRA EAST MUMBAI 400051	80885	0.02
23	SPDR PORTFOLIO EMERGING MARKETS ETF	HSBC SECURITIES SERVICES 11 <sup>TH</sup> FLOOR BLDG 3 NESCO IT PARK NESCO COMPLEX W E HIGHWAY GOREGAON EAST MUMBAI 400063	51671	0.01
24	INDIA MAX INVESTMENT FUND LIMITED	ICICI BANK LTD SMS DEPT 1 <sup>ST</sup> FLOOR EMPIRE COMPLEX 414 S B MARG LOWER PAREL MUMBAI MAHARASHTRA 400013	51000	0.01
25	VANGUARD FIDUCIARY TRUST COMPANY INSTITUTIONA	JPMORGAN CHASE BANK N.A. INDIA SUB CUSTODY 6 <sup>TH</sup> FLOOR, PARADIGM B MINDSPACE, MALAD W, MUMBAI 400064	46529	0.01
26	BLACKROCK COLLECTIVE INVESTMENT FUNDS – ISHAR	DEUTSCHE BANK AG, DB HOUSE HAZARIMAL SOMANI MARG, P.O.BOX NO. 1142, FORT MUMBAI 400001	44462	0.01
27	VANGUARD TOTAL WORLD STOCK INDEX FUND	DEUTSCHE BANK AG DB HOUSE, HAZARIMAL SOMANI MARG POST BOX NO. 1142, FORT MUMBAI 400001	36424	0.01
28	QUADRATURE CAPITAL VECTOR SP LIMITED	JPMORGAN CHASE BANK N.A., INDIA SUB CUSTODY, 6 <sup>TH</sup> FLOOR, PARADIGM B, MINDSPACE, MALAD W, MUMBAI 400064	35739	0.01
29	VANGUARD FUNDS PUBLIC LIMITED COMPANY – VANGUARD FTSE EMERGING MARKETS UCITS ETF	HSBC SECURITIES SERVICES 11 <sup>TH</sup> FLOOR BLDG 3 NESCO IT PARK NESCO COMPLEX W E HIGHWAY GOREGAON EAST MUMBAI 400063	29726	0.01
30	BOFA SECURITIES EUROPE SA – ODI	CITIBANK N.A. CUSTODY SERVICES FIFC- 9 <sup>TH</sup> FLOOR, G BLOCK PLOT C-54 AND C-55, BKC BANDRA – EAST, MUMBAI 400098	24827	0.01
31	MANAGED PENSION FUNDS LIMITED	DEUTSCHE BANK AG DB HOUSE, HAZARIMAL SOMANI MARG POST BOX NO. 1142, FORT MUMBAI 400001	20000	0.01
32	FRANKLIN LIBERTYSHARES ICAV – FRANKLIN FTSE INDIA UCITS ETF	DEUTSCHE BANK AG, DB HOUSE HAZARIMAL SOMANI MARG, P.O.BOX NO. 1142, FORT MUMBAI 400001	15120	0.00
33	LEGAL & GENERAL GLOBAL EMERGING MARKETS INDEX FUND	CITIBANK N.A. CUSTODY SERVICES FIFC- 9 <sup>TH</sup> FLOOR, G BLOCK PLOT C-54 AND C-55, BKC BANDRA – EAST, MUMBAI 400098	14966	0.00
34	TOBAM EMERGING MARKETS FUND	DEUTSCHE BANK AG, DB HOUSE HAZARIMAL SOMANI MARG, P.O.BOX NO. 1142, FORT MUMBAI 400001	13979	0.00
35	HSBC POOLED INVESTMENT FUND – HSBC POOLED ASIA PACIFIC EX JAPAN EQUITY INDEX TRACKING FUND	HSBC SECURITIES SERVICES 11 <sup>TH</sup> FLR, BLDG NO.3, NESCO – IT PARK NESCO COMPLEX, W E HIGHWAY GOREGAON EAST, MUMBAI 400063	13681	0.00
36	IRISH LIFE ASSURANCE PLC	CITIBANK N.A. CUSTODY SERVICES FIFC- 9 <sup>TH</sup> FLOOR, G BLOCK PLOT C-54 AND C-55, BKC BANDRA – EAST, MUMBAI 400098	12944	0.00
37	HSBC BANK PLC AS TRUSTEE OF STATE STREET AUT EMERGING MARKET SCREENED (EX CONTROVERSIES AND CW) INDEX EQUITY FUND	HSBC SECURITIES SERVICES 11 <sup>TH</sup> FLOOR BLDG 3 NESCO IT PARK NESCO COMPLEX W E HIGHWAY GOREGAON EAST MUMBAI 400063	10520	0.00

38	ELARA GLOBAL FUNDS-ELARA EMERGING MARKETS FUND	ICICI BANK LTD SMS DEPT 1 <sup>ST</sup> FLOOR EMPIRE COMPLEX 414 S B MARG LOWER PAREL MUMBAI MAHARASHTRA 400013	10100	0.00
39	JNL EMERGING MARKETS INDEX FUND	JPMORGAN CHASE BANK N.A., INDIA SUB CUSTODY, 6 <sup>TH</sup> FLOOR, PARADIGM B, MINDSPACE, MALAD W, MUMBAI 400064	7565	0.00
40	LOCKHEED MARTIN CORPORATION MASTER RETIREMENT TRUST	HSBC SECURITIES SERVICES 11 <sup>TH</sup> FLOOR, BLDG 3, NESCO – IT PARK NESCO COMPLEX, W.E. HIGHWAY GOREGAON (EAST), MUMBAI 400063	7523	0.00
41	LOCKHEED MARTIN CORPORATION DEFINED CONTRIBUTION PLANS MASTER TRUST	CITIBANK N.A. CUSTODY SERVICES FIFC- 9 <sup>TH</sup> FLOOR, G BLOCK PLOT C-54 AND C-55, BKC BANDRA – EAST, MUMBAI 400098	7362	0.00
42	FRANKLIN TEMPLETON ETF TRUST – FRANKLIN FTSE INDIA ETF	DEUTSCHE BANK AG, DB HOUSE HAZARIMAL SOMANI MARG, P.O.BOX NO. 1142, FORT MUMBAI 400001	6984	0.00
43	INVESCO INDIA ETF	HSBC SECURITIES SERVICES 11 <sup>TH</sup> FLOOR, BLDG 3, NESCO – IT PARK NESCO COMPLEX, W.E. HIGHWAY GOREGAON (EAST), MUMBAI 400063	6852	0.00
44	MERCER UCITS COMMON CONTRACTUAL FUND – NFU MUTUAL GLOBAL REGIONAL CORE FUND	CITIBANK N.A. CUSTODY SERVICES FIFC- 9 <sup>TH</sup> FLOOR, G BLOCK PLOT C-54 AND C-55, BKC BANDRA – EAST, MUMBAI 400098	6146	0.00
45	GOLDMAN SACHS INVESTMENTS (MAURITIUS) I LTD	STANDARD CHARTERED BANK SECURITIES SERVICES, 3 <sup>RD</sup> FLOOR 23-25, MAHATMA GANDHI ROAD FORT, MUMBAI 400001	4737	0.00
46	PGGM WORLD EQUITY II B. V.	CITIBANK N.A. CUSTODY SERVICES FIFC- 9 <sup>TH</sup> FLOOR, G BLOCK PLOT C-54 AND C-55, BKC BANDRA – EAST, MUMBAI 400098	4536	0.00
47	POPLAR TREE FUND	HSBC SECURITIES SERVICES 11 <sup>TH</sup> FLOOR, BLDG 3, NESCO – IT PARK NESCO COMPLEX, W.E. HIGHWAY GOREGAON (EAST), MUMBAI 400063	4472	0.00
48	HSBC INDEX TRACKER INVESTMENTS FUNDS FTSE ALL-WORLD INDEX FUND	HSBC SECURITIES SERVICES 11 <sup>TH</sup> FLOOR, BLDG 3, NESCO – IT PARK NESCO COMPLEX, W.E. HIGHWAY GOREGAON (EAST), MUMBAI 400063	4160	0.00
49	DOVETAIL INDIA FUND – CLASS 13	JPMORGAN CHASE BANK N.A. INDIA SUB CUSTODY 6 <sup>TH</sup> FLOOR, PARADIGM B MINDSPACE, MALAD W, MUMBAI 400064	3887	0.00
50	SOCIETE GENERALE – ODI	HSBC SECURITIES SERVICES 11 <sup>TH</sup> FLOOR, BLDG 3, NESCO – IT PARK NESCO COMPLEX, W.E. HIGHWAY GOREGAON (EAST), MUMBAI 400063	3877	0.00
51	UBS ASSET MANAGEMENT LIFE LTD	DBS BANK INDIA LTD FIRST FLOOR EXPRESS TOWERS NARIMAN POINT 400021	3355	0.00
52	SEDCO CAPITAL GLOBAL FUNDS – SC GLOBAL EMERGING MARKET EQUITIES PASSIVE FUND	SBI-SG GLOBAL SECURITIES SERVICES PL JEEVAN SEVA EXTENSION BUILDING GROUND FLOOR S V ROAD SANTACRUZ WEST MUMBAI 400054	2811	0.00
53	MOST DIVERSIFIED PORTFOLIO SICAV – TOBAM ANTI-BENCHMARK ALL COUNTRIES WORLD EQUITY FUND	HSBC SECURITIES SERVICES 11 <sup>TH</sup> FLOOR, BLDG 3, NESCO – IT PARK NESCO COMPLEX, W.E. HIGHWAY GOREGAON (EAST), MUMBAI 400063	1625	0.00
54	STRIVE EMERGING MARKETS EX-CHINA ETF	DEUTSCHE BANK AG, DB HOUSE HAZARIMAL SOMANI MARG, P.O.BOX NO. 1142, FORT MUMBAI 400001	1611	0.00
55	CALVERT WORLD VALUES FUND INC. – CALVERT EMERGING MARKETS ADVANCEMENT FUND	CITIBANK N.A. CUSTODY SERVICES FIFC- 9 <sup>TH</sup> FLOOR, G BLOCK PLOT C-54 AND C-55, BKC BANDRA – EAST, MUMBAI 400098	1276	0.00
56	FLEXSHARES MORNINGSTAR EMERGING MARKETS FACTOR TILT INDEX FUND	JPMORGAN CHASE BANK N.A. INDIA SUB CUSTODY 6 <sup>TH</sup> FLOOR, PARADIGM B MINDSPACE, MALAD W, MUMBAI 400064	1030	0.00

57	LEGAL & GENERAL FUTURE WORLD ESG EMERGING MARKETS INDEX FUND	CITIBANK N.A. CUSTODY SERVICES FIFC- 9 <sup>TH</sup> FLOOR, G BLOCK PLOT C-54 AND C-55, BKC BANDRA – EAST, MUMBAI 400098	769	0.00
58	LEGAL AND GENERAL ASSURANCE SOCIETY LIMITED	CITIBANK N.A. CUSTODY SERVICES FIFC- 9 <sup>TH</sup> FLOOR, G BLOCK PLOT C-54 AND C-55, BKC BANDRA – EAST, MUMBAI 400098	641	0.00
59	BERESFORD FUNDS ICAV	CITIBANK N.A. CUSTODY SERVICES FIFC- 9 <sup>TH</sup> FLOOR, G BLOCK PLOT C-54 AND C-55, BKC BANDRA – EAST, MUMBAI 400098	621	0.00
60	WISDOMTREE INDIA EX-STATE-OWNED ENTERPRISES FUND	CITIBANK N.A. CUSTODY SERVICES FIFC- 9 <sup>TH</sup> FLOOR, G BLOCK PLOT C-54 AND C-55, BKC BANDRA – EAST, MUMBAI 400098	609	0.00
61	FRANKLIN TEMPLETON ETF TRUST – FRANKLIN FTSE ASIA EX JAPAN ETF	DEUTSCHE BANK AG, DB HOUSE HAZARIMAL SOMANI MARG, P.O.BOX NO. 1142, FORT MUMBAI 400001	336	0.00
62	GOLDMAN SACHS ETF TRUST – GOLDMAN SACHS MARKETBETA EMERGING MARKETS EQUITY ETF	DEUTSCHE BANK AG, DB HOUSE, HAZARIMAL SOMANI MARG, P.O.BOX NO. 1142, FORT MUMBAI 400001	275	0.00
63	AMUNDI INDEX SOLUTIONS – AMUNDI PRIME EMERGING MARKETS	HSBC SECURITIES SERVICES 11 <sup>TH</sup> FLOOR, BLDG 3, NESCO – IT PARK NESCO COMPLEX, W.E. HIGHWAY GOREGAON (EAST), MUMBAI 400063	266	0.00
64	WISDOMTREE EMERGING MARKETS EX-CHINA FUND	CITIBANK N.A. CUSTODY SERVICES FIFC- 9 <sup>TH</sup> FLOOR, G BLOCK PLOT C-54 AND C-55, BKC BANDRA – EAST, MUMBAI 400098	106	0.00
65	WISDOMTREE ISSUER ICAV – WISDOMTREE EMERGING MARKETS EX-STATE-OWNED ENTERPRISES ESG SCREENED UCITS ETF	CITIBANK N.A. CUSTODY SERVICES FIFC- 9 <sup>TH</sup> FLOOR, G BLOCK PLOT C-54 AND C-55, BKC BANDRA – EAST, MUMBAI 400098	55	0.00
66	WISDOMTREE INDIA INVESTMENT PORTFOLIO, INC.	CITIBANK N.A. CUSTODY SERVICES FIFC- 9 <sup>TH</sup> FLOOR, G BLOCK PLOT C-54 AND C-55, BKC BANDRA – EAST, MUMBAI 400098	40	0.00
67	DAUPHINE MAURITIUS INVESTMENT LIMITED	J.P.MORGAN CHASE BANK N.A. INDIA SUB CUSTODY 6 <sup>TH</sup> FLOOR, PARADIGM B MINDSPACE, MALAD W, MUMBAI 400064	5	0.00
<b>Total</b>			<b>1,01,04,241</b>	<b>2.79</b>

**For Patanjali Foods Limited**

(Formerly known as Ruchi Soya Industries Limited)

Ramji  
 Lal  
 Gupta

Digitally signed  
 by Ramji Lal  
 Gupta  
 Date: 2023.11.21  
 12:22:46 +05'30'

**Ramji Lal Gupta**  
**Company Secretary**

**Annexure to Point No. IX****MEETINGS OF MEMBERS/CLASS OF MEMBERS/BOARD/COMMITTEES OF THE BOARD OF DIRECTORS****C. COMMITTEE MEETINGS**Number of meetings held 

S. No.	Type of Meeting	Date of Meeting	Total Number of Members as on date of Meeting	Attendance	
				Number of Members attended	% of attendance
11	Audit Committee	12/11/2022	3	3	100
12	Audit Committee	07/01/2023	3	3	100
13	Audit Committee	25/01/2023	3	3	100
14	Audit Committee	24/03/2023	3	3	100
15	Nomination & Remuneration Committee	29/06/2022	3	3	100
16	Nomination & Remuneration Committee	10/08/2022	3	3	100
17	Risk Management Committee	08/07/2022	5	5	100
18	Risk Management Committee	28/12/2022	5	5	100
19	Corporate Social Responsibility Committee	10/08/2022	3	3	100
20	Stakeholder Relationship Committee	24/03/2023	3	3	100

For **Patanjali Foods Limited**  
(Formerly known as Ruchi Soya Industries Limited)

Ramji Lal Gupta  
Digitally signed by  
Ramji Lal Gupta  
Date: 2023.11.21  
12:15:04 +05'30'

**Ramji Lal Gupta**  
Company Secretary



**CLARIFICATION WITH RESPECT TO POINT NO. III “PARTICULARS OF HOLDING, SUBSIDIARY AND ASSOCIATE COMPANIES (INCLUDING JOINT VENTURES)”**

The Company has no associate company and joint venture as on March 31, 2023 except Ruchi J-Oil Private Limited which is under voluntary liquidation from August 21, 2018.

Sl. No.	Particulars	
1.	Name of Associates/Joint Ventures	Ruchi J-Oil Private Limited
2.	Latest audited Balance Sheet Date	May 09, 2018
3.	Shares of Associate/Joint Ventures held by the company on the year end	
	No. of shares	22,060
	Amount of Investment in Associates/Joint Venture	Rs. 154.26 Lakh
	Extend of Holding %	51
4.	Description of how there is significant influence	Due to Shareholding
5.	Reason why the associate/joint venture is not consolidated	Not Applicable
6.	Networth attributable to Shareholding as per latest audited Balance Sheet	Rs. 3,576.29 Lakh
7.	Profit / Loss for the year	
	i. Considered in Consolidation ii. Not Considered in Consolidation	Not Applicable

**Notes:**

With regards to above, MCA Master data showing Ruchi J-Oil Private Limited is under liquidation is attached.

**For Patanjali Foods Limited**

(Formerly known as Ruchi Soya Industries Limited)

Ramji  
Lal  
Gupta

Digitally signed  
by Ramji Lal  
Gupta  
Date: 2023.11.21  
12:21:36 +05'30'

**Ramji Lal Gupta**  
Company Secretary

# Ministry Of Corporate Affairs

Date : 21-11-2023 11:54:54am

## Company Information

<b>CIN</b>	U15141MH2013PTC304514
<b>Company Name</b>	RUCHI J-OIL PRIVATE LIMITED
<b>ROC Name</b>	ROC Mumbai
<b>Registration Number</b>	304514
<b>Date of Incorporation</b>	12/06/2013
<b>Email Id</b>	sanjay_goyal@ruchisoya.com
<b>Registered Address</b>	RuchiHouse(WingB,1stFloor)PlotNo.169RoyalPalms,AareyMilkColony,Goregaon-East, Mumbai City, Mumbai, Maharashtra, India, 400065
<b>Address at which the books of account are to be maintained</b>	-
<b>Listed in Stock Exchange(s) (Y/N)</b>	No
<b>Category of Company</b>	Company limited by shares
<b>Subcategory of the Company</b>	Non-government company
<b>Class of Company</b>	Private
<b>ACTIVE compliance</b>	ACTIVE Compliant
<b>Authorised Capital (Rs)</b>	50,00,000
<b>Paid up Capital (Rs)</b>	4,32,550
<b>Date of last AGM</b>	11/05/2018
<b>Date of Balance Sheet</b>	31/03/2018
<b>Company Status</b>	Under Liquidation

## Jurisdiction

**ROC (name and office)**

ROC Mumbai

**RD (name and Region)**

RD, Western Region

**Interim Resolution Professional (IRP)**

**Name of  
IRP/ RP/  
Liquidator**

-

**Address of  
IRP/ RP/  
Liquidator**

-